



Bright Future Lighting

T2 LIA

Surface / Suspended Range / Upward & Downward
Linear Type A



www.brightfuturelighting.co.uk

Telephone: 0844 335 1021

Fax: 01905 620776

Email: sales@brightfuturelighting.co.uk

T2 LIA

Surface / Suspended Range / Upward & Downward
Linear Type A



Surface / Suspended slim profile luminaire with clear cut lines. Providing upward and downward light. Designed to meet architects demands for specific structured surroundings.

Specification




- Extruded aluminium housing
- PMMA diffuser
- U.V. stabilised to prevent discolouring
- LED 4000°K




Application

- Reception
- Offices
- Call Centre
- Conference Room



Product Codes

LED	T2LIA4400EZ	1165mm	30W / 23W	Down 4400Lm - Up 3300Lm	
LED	T2LIA6720EZ	1165mm	50W / 23W	Down 6720Lm - Up 3300Lm	
LED	T2LIA9040EZ	1165mm	75W / 23W	Down 9040Lm - Up 3300Lm	

LED	T2LIA5500EZ	1445mm	38W / 30W	Down 5500Lm - Up 4400Lm	
LED	T2LIA8400EZ	1445mm	62W / 30W	Down 8400Lm - Up 4400Lm	
LED	T2LIA11300EZ	1445mm	94W / 30W	Down 11300Lm - Up 4400Lm	

EM Add suffix /EM for 3hr Maintained Emergency

IMPROVEMENTS Wattage consumption and performance is subject to improvements. Please check the current technical data at the time of purchase.

*Supplied with Suspension Kit 1 Metre Max

Dimensions

4FT



5FT

